




Even the creepiest of crawlies can teach us important lessons.

## Robert the Bruce

Legend has it that in the early days of Robert the Bruce's reign of Scotland he was fighting against the English and was driven to find safety in a cave. While hiding in the cave and feeling very discouraged he watched a tiny spider trying to make a web. Time after time the spider would fall and then slowly climb back up and start again. Finally after the seventh try the spider was able to attach her thread and weave a web. Robert the Bruce said to himself that he too had tried to defeat the English six times, but like the spider he must show **perseverance** and try again. He went on to lead his army to defeat the English at the Battle of Bannockburn and be recognized as the rightful king of Scotland.



What do spiders eat in Paris?

*French flies!*

Why did the spider buy a computer?

*She wanted a website!*

What did one spider say to another?

*"Time's fun when you are having flies!"*



## PERSEVERANCE



noun: sticking with something even when hard  
synonyms: diligence, determination, persistence

Has there been a time when you have had **perseverance**? Write to Bitty Bull and let us know how you have been a "stick-with-it" kid. All stories and pictures will appear in the next issue.

[bittybulls@turnbullclan.com](mailto:bittybulls@turnbullclan.com)



## Book Nook~ Books about Perseverance

***Sally Jean, the Bicycle Queen*** by Cari Best (picture book, ages 4+) Sally Jean is determined to earn enough money for a bigger bike and adventures follow. A fun book for young readers about perseverance.


***Wilma Unlimited*** by Kathleen Krull (44 pages, ages 4+)

Inspirational story of Wilma Rudolph who was born premature and was paralyzed from polio at the age of five. Through much determination she became the first US woman to win 3 Olympic gold medals.

***The Boy Who Invented TV: The Story of Philo Farnsworth*** by Kathleen Krull (40 pages, ages 5+) The true story of boy genius Philo Farnsworth who developed the idea of moving pictures while plowing his potato field in the 1920's. Through much imagination and diligence he created the first television as a young adult.

***Charlotte's Web*** by E.B. White (192 pages, ages 8+)

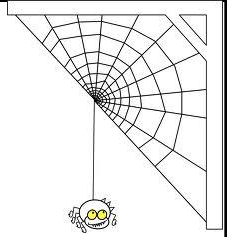
The kindly spider Charlotte is determined to save her barnyard pal Wilbur from becoming bacon. This is a classic story of friendship, selflessness, and determination.



## EEEEEEK!

- Spiders are arachnids, not insects.
- They have eight legs while insects have six.
- Fried spiders taste like nuts.
- Some male spiders pluck their webs like a guitar to attract female spiders.
- Tarantulas are large and hairy spiders. The largest kind have been known to kill mice, lizards, and birds.

# Spider Snacks



## Ingredients:

- round crackers
- cream cheese, peanut butter, or almond butter
- stick pretzels
- raisins or chocolate chips

Spread cheese or nut butter on two crackers. Press four pretzels on each side into the spread. Close other cracker on top. Using same spread, press raisins or chocolate chips onto one cracker for the eyes. Enjoy a tasty treat!



# Creepy Crafts

## Spider Hat

- Black Craft Paper
- Black Marker
- Ruler
- Red Paper
- Scissors
- Googly (wiggly) Craft Eyes or
- Tape or Glue
- White Paper

1. Measure and cut a 3 inch wide strip of black paper that fits comfortably around your head.
2. Cut out eight 1 inch by 12 inch strips of black paper for the legs.
3. Fold the leg strips like an accordion to make them crinkle up.
4. Tape ends of head band together so that the band sits on your head.
5. Tape the legs to the top of the inside of the head band so the legs come out over the head band.
6. Cut out two little red triangles for fangs and glue or tape to bottom front of head band.
7. Glue six to eight googly eyes in a cluster above head band.



Vivian, Camden & Stirling Turnbull (age 9, 6, and 2) helped each other make spider hats. Vivian's spider is even wearing a black hair bow!


Send in a picture of your "creepy" creations to [bittybulls@turnbullclan.com](mailto:bittybulls@turnbullclan.com)

Please include name & age

## Itsy Bitsy Spider Went Up the Rain Spout

- Bendable drinking straw
- Plastic spider ring
- Tape
- Picture of a "spooky" house

1. Draw a vertical picture of a house large enough to fill a regular piece of paper.
2. Slide the spider ring onto the straw.
3. Tape the straw upside down onto the side of the house to be a rain spout.
4. Bend the straw at the bottom to stick out like rains spouts do on buildings.
5. Slide your spider up and down the spout as you sing "Itsy Bitsy Spider."



Itsy Bitsy spider  
climbed up the water  
spout,  
Down came the rain  
and washed the spider  
out.

Out came the sun and  
dried up all the rain  
And the Itsy Bitsy  
spider went up the  
spout again!